


ABCO Standard Inductor

POWER INDUCTOR

LPMT1050-4S series



31, Dunchon-daero 388 Beon-gil
Seongnam-si, Gyeonggi-do, KOREA
Sales Dept. TEL:82-31-730-5082
FAX:82-31-730-5152
Eng. Dept. TEL:82-31-730-5053
FAX:82-31-730-5153

ABCO ELECTRONICS CO., LTD.

Inductor for Car of Metal Molding type



<http://www.abco.co.kr>

■ OPERATION TEMP.

LPMT1050-4S series : -40°C~+125°C(Including self-generated heat)

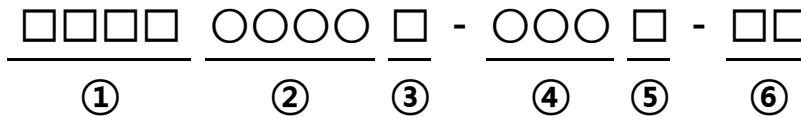
■ FEATURES

- Metal molding Construction
- High Current and Low Resistance

■ APPLICATIONS

DC/DC converters for PDA, Notebook, Desktop, Battery powered devices etc.

■ ORDERING CODE



①Type	
LPMT	

②Body size(LxWxH)	
1050	11.0X10.0X4.8

③Packing	
T	TAPING
B	BULK

④Inductance Value	
R10	0.1μH
1R0	1.0μH
100	10μH
101	100μH

⑤Inductance Tol	
M	±20%

⑥Internal Code	
4S	

LPMT1050-4S SERIES

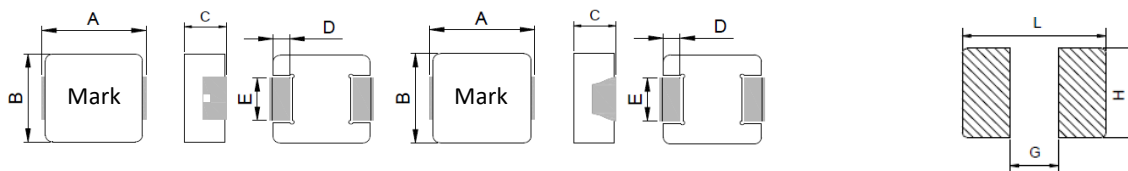


http://www.abco.co.kr

LPMT1050-4S SERIES

■ SHAPE & DIMENSIONS / RECOMMENDED SOLDER LAND PATTERN

Unit:mm



Leadframe

Non-Leadframe

Series	A(mm)	B(mm)	C(mm)	D(mm)	*E(mm)		L(mm)	G(mm)	H(mm)
					2.5±0.3	0.68~1.50uH			
LPMT1050-4S	11.0±0.5	10.0±0.3	4.8±0.2	2.0±0.3	3.0±0.3	0.47uH and below 2.20uH and above	12.5	5.4	3.5

* Under 2.2μH is non-leadframe specification.

■ ELECTRICAL CHARACTERISTICS

Ordering code	Inductance [μH]	Tolerance (%)	Freq. (kHz)	Rdc(mΩ)		Isat(A)	Irms(A)
				Max.	Typ.	Typ.	Typ.
LPMT1050T - R36M-4S	0.36	± 20	100	0.92	0.82	52.0	34.0
LPMT1050T - R47M-4S	0.47	± 20		1.32	1.15	46.0	33.0
LPMT1050T - R68M-4S	0.68	± 20		1.90	1.60	35.0	28.0
LPMT1050T - 1R0M-4S	1.00	± 20		3.00	2.60	33.0	25.0
LPMT1050T - 1R5M-4S	1.50	± 20		3.80	3.40	27.0	23.0
LPMT1050T - 2R2M-4S	2.20	± 20		5.60	5.10	20.0	19.5
LPMT1050T - 3R3M-4S	3.30	± 20		9.10	8.10	17.5	17.0
LPMT1050T - 4R7M-4S	4.70	± 20		10.5	9.30	16.0	15.0
LPMT1050T - 5R6M-4S	5.60	± 20		14.4	12.8	15.0	13.0
LPMT1050T - 6R8M-4S	6.80	± 20		17.3	15.0	14.0	12.0
LPMT1050T - 8R2M-4S	8.20	± 20		18.8	16.1	13.5	10.0
LPMT1050T - 100M-4S	10.0	± 20		21.8	18.9	13.0	7.6
LPMT1050T - 150M-4S	15.0	± 20		39.0	32.0	8.5	6.5
LPMT1050T - 220M-4S	22.0	± 20		54.0	44.0	6.0	6.0
LPMT1050T - 330M-4S	33.0	± 20		86.0	74.0	5.8	5.5
LPMT1050T - 470M-4S	47.0	± 20		127	106	4.0	4.5

▼ Test Equipments

- Inductance measured : HP4284A,CH11025,CH3302,CH1320,CH1320S LCR METER(100kHz, 1.0V)
- Rdc : CH16502,Agilent33420A MICRO OHMMETER.
- Saturation Current (Isat) will cause L0 to drop approximately 30%.
- Heat Rated Current (Irms) will cause the coil temperature rise approximately ΔT of 40°C
- ※ Rated DC current(I_{dc}) : The value of Isat or Irms , whichever is smaller

▼ Operating Temperature Range

-40°C ~ +125°C (Including self-generated heat)