


ABCO Standard Inductor

AEC-Q200

POWER INDUCTOR

LPMT1050-A1 SERIES



31, Dunchon-daero 388 Beon-gil
Seongnam-si, Gyeonggi-do, KOREA
Sales Dept. TEL:82-31-730-5082
FAX:82-31-730-5152
Eng. Dept. TEL:82-31-730-5053
FAX:82-31-730-5153

ABCO ELECTRONICS CO., LTD.

■ **OPERATION TEMP.**

LPMT-A1 Series : -55°C~+125°C(Including self-generated heat)

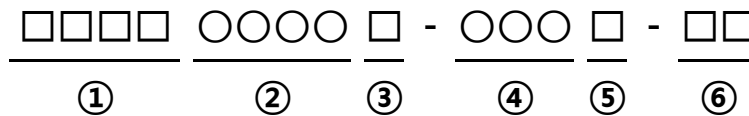
■ **FEATURES**

- Metal molding Construction
- High Current and Low Resistance

■ **APPLICATIONS**

DC/DC converters for PDA, Notebook, Desktop, Battery powered devices etc.

■ **ORDERING CODE**



①Type	
LPMT	

②Body size(LxWxH)	
1050	11.0X10.0X4.8

③Packing	
T	TAPING
B	BULK

④Inductance Value	
R22	0.22μH
1R0	1.0μH
100	10μH

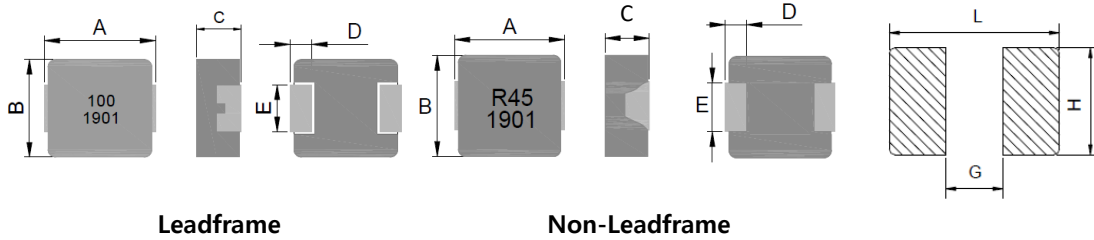
⑤Inductance Tol	
M	±20%
N	±30%

⑥Internal Code	
A1	

LPMT1050-A1 SERIES

■ SHAPE & DIMENSIONS / RECOMMENDED SOLDER LAND PATTERN

Unit:mm



Series	A(mm)	B(mm)	C(mm)	D(mm)	E(mm)
LPMT1050-A1	11.0±0.5	10.0±0.3	4.8±0.2	2.3±0.3	3.0±0.3

L(mm)	G(mm)	H(mm)
13.6	5.4	3.5

* Under 2.2μH is non-leadframe specification.

■ ELECTRICAL CHARACTERISTICS

Ordering code	Inductance [μH]	Tolerance (%)	Freq. (kHz)	Rdc(mΩ)		Isat(A)	Irms(A)
				Max.	Typ.	Typ.	Typ.
LPMT1050T - R22M-A1	0.22	± 20	100	0.50	0.45	70.0	45.0
LPMT1050T - R56M-A1	0.56	± 20		1.50	1.30	43.0	26.5
LPMT1050T - 1R0M-A1	1.00	± 20		3.50	2.80	30.0	22.0
LPMT1050T - 1R5M-A1	1.50	± 20		4.10	3.50	27.0	19.0
LPMT1050T - 2R2M-A1	2.20	± 20		6.00	5.40	24.0	16.0
LPMT1050T - 3R3M-A1	3.30	± 20		10.4	9.00	22.0	14.0
LPMT1050T - 4R7M-A1	4.70	± 20		12.5	10.0	19.0	13.0
LPMT1050T - 5R6M-A1	5.6	± 20		16.8	14.0	16.0	10.0
LPMT1050T - 6R8M-A1	6.8	± 20		21.0	16.5	15.0	9.5
LPMT1050T - 8R2M-A1	8.2	± 20		24.0	18.5	14.5	9.0
LPMT1050T - 100M-A1	10.0	± 20		29.0	25.0	13.5	8.0
LPMT1050T - 150M-A1	15.0	± 20		45.0	37.0	9.5	5.5
LPMT1050T - 220M-A1	22.0	± 20		60.0	50.0	9.0	5.0
LPMT1050T - 330M-A1	33.0	± 20		92.0	80.0	7.5	4.3
LPMT1050T - 470M-A1	47.0	± 20		145	125	6.5	3.8

▼ Test Equipments

- Inductance measured : HP4284A,CH11025,CH3302,CH1320,CH1320S LCR METER(100kHz, 1.0V)
- Rdc : CH16502,Agilent33420A MICRO OHMMETER.
- Saturation Current (Isat) will cause L0 to drop approximately 30%
- Heat Rated Current (Irms) will cause the coil temperature rise approximately Δt of 40°C
- ※ Rated DC current(Idc) : The value of Isat or Irms , whichever is smaller

▼ Operating Temperature Range

-55°C ~ +125°C (Including self-generated heat)