


ABCO Standard Inductor

AEC-Q200

POWER INDUCTOR

LPMT1250-A1 SERIES



31, Dunchon-daero 388 Beon-gil
Seongnam-si, Gyeonggi-do, KOREA
Sales Dept. TEL:82-31-730-5082
FAX:82-31-730-5152
Eng. Dept. TEL:82-31-730-5053
FAX:82-31-730-5153

ABCO ELECTRONICS CO., LTD.

■ **OPERATION TEMP.**

LPMT-A1 Series : -55°C~+125°C(Including self-generated heat)

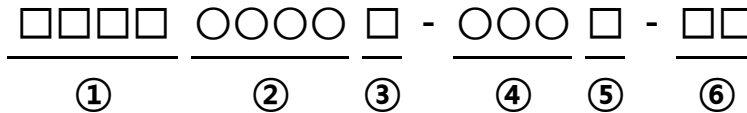
■ **FEATURES**

- Metal molding Construction
- High Current and Low Resistance

■ **APPLICATIONS**

DC/DC converters for PDA, Notebook, Desktop, Battery powered devices etc.

■ **ORDERING CODE**



①Type	
LPMT	

②Body size(LxWxH)	
1250	13.5X12.5X4.8

③Packing	
T	TAPING
B	BULK

④Inductance Value	
R20	0.20μH
1R0	1.0μH
100	10μH

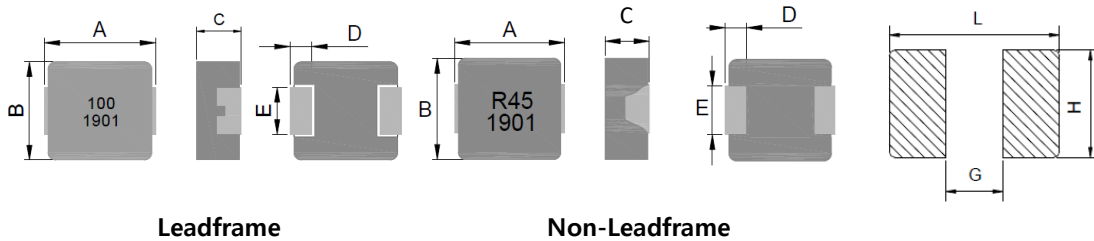
⑤Inductance Tol	
M	±20%
N	±30%

⑥Internal Code
A1

LPMT1250-A1 SERIES

■ SHAPE & DIMENSIONS / RECOMMENDED SOLDER LAND PATTERN

Unit:mm



Series	A(mm)	B(mm)	C(mm)	D(mm)	E(mm)
LPMT1250-A1	13.5±0.5	12.5±0.3	4.8±0.2	2.3±0.3	4.7±0.3

L(mm)	G(mm)	H(mm)
14.2	8.0	5.0

* Under 1.8μH is non-leadframe specification.

■ ELECTRICAL CHARACTERISTICS

Ordering code	Inductance [μH]	Tolerance (%)	Freq. (kHz)	Rdc(mΩ)		Isat(A)	Irms(A)
				Max.	Typ.	Typ.	Typ.
LPMT1250T - R20M-A1	0.20	± 20	100	0.55	0.45	110	52.0
LPMT1250T - R22M-A1	0.22	± 20		0.70	0.50	110	52.0
LPMT1250T - R33M-A1	0.33	± 20		0.90	0.70	80.0	42.0
LPMT1250T - R36M-A1	0.36	± 20		0.95	0.75	75.0	42.0
LPMT1250T - R47M-A1	0.47	± 20		1.10	0.86	65.0	38.0
LPMT1250T - R56M-A1	0.56	± 20		1.50	1.00	55.0	36.0
LPMT1250T - R68M-A1	0.68	± 20		1.70	1.40	54.0	34.0
LPMT1250T - R82M-A1	0.82	± 20		2.10	1.70	52.0	31.0
LPMT1250T - 1R0M-A1	1.00	± 20		2.50	1.85	50.0	29.0
LPMT1250T - 1R5M-A1	1.50	± 20		3.30	2.80	48.0	27.0
LPMT1250T - 2R2M-A1	2.20	± 20		5.50	4.20	32.0	20.0
LPMT1250T - 3R3M-A1	3.30	± 20		9.20	6.80	32.0	15.0
LPMT1250T - 4R7M-A1	4.70	± 20		15.0	11.4	27.0	12.0
LPMT1250T - 5R6M-A1	5.60	± 20		16.5	12.3	22.0	11.5
LPMT1250T - 6R8M-A1	6.80	± 20		18.5	14.5	21.0	11.0
LPMT1250T - 8R2M-A1	8.20	± 20		22.5	16.8	18.0	9.5
LPMT1250T - 100M-A1	10.0	± 20		25.5	21.4	16.0	9.0
LPMT1250T - 150M-A1	15.0	± 20		38.0	32.0	13.0	8.2
LPMT1250T - 220M-A1	22.0	± 20		58.0	50.0	10.0	6.5
LPMT1250T - 330M-A1	33.0	± 20		88.0	73.0	8.0	5.0
LPMT1250T - 470M-A1	47.0	± 20	120	100	6.5	4.0	

▼ Test Equipments

- Inductance measured : HP4284A,CH11025,CH3302,CH1320,CH1320S LCR METER(100kHz, 1.0V)
- Rdc : CH16502,Agilent33420A MICRO OHMMETER.
- Saturation Current (Isat) will cause L0 to drop approximately 30%
- Heat Rated Current (Irms) will cause the coil temperature rise approximately Δt of 40°C
- ※ Rated DC current(I_{dc}) : The value of Isat or Irms , whichever is smaller

▼ Operating Temperature Range

-55°C ~ +125°C (Including self-generated heat)