


ABCO Standard Inductor

AEC-Q200

POWER INDUCTOR

LPMT1250-A4 series



31, Dunchon-daero 388 Beon-gil
Seongnam-si, Gyeonggi-do, KOREA
Sales Dept. TEL:82-31-730-5082
FAX:82-31-730-5152
Eng. Dept. TEL:82-31-730-5053
FAX:82-31-730-5153

ABCO ELECTRONICS CO., LTD.

■ **OPERATION TEMP.**

LPMT1250-A4 series : -55°C~+155°C(Including self-generated heat)

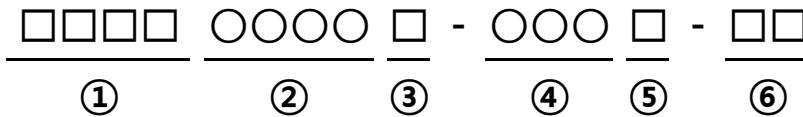
■ **FEATURES**

- Metal molding Construction
- High Current and Low Resistance

■ **APPLICATIONS**

DC/DC converters for PDA, Notebook, Desktop, Battery powered devices etc.

■ **ORDERING CODE**



①Type
LPMT

②Body size(LxWxH)	
1250	13.5X12.6X4.7

③Packing	
T	TAPING
B	BULK

④Inductance Value	
R10	0.1μH
1R0	1.0μH
100	10μH
101	100μH

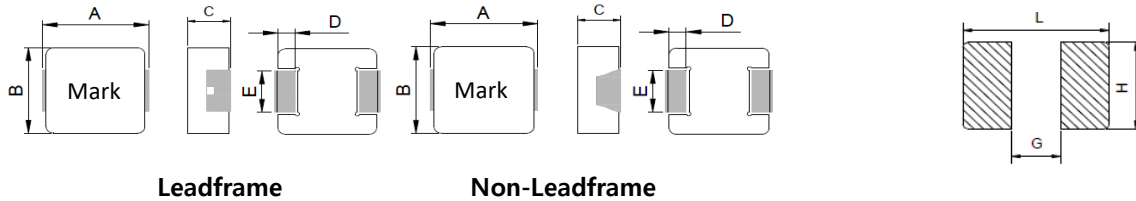
⑤Inductance Tol	
M	±20%

⑥Internal Code	
A4	

LPMT1250-A4 SERIES

■ SHAPE & DIMENSIONS / RECOMMENDED SOLDER LAND PATTERN

Unit:mm



Series	A(mm)	B(mm)	C(mm)	D(mm)	*E(mm)		L(mm)	G(mm)	H(mm)
					4.0±0.3	1.0uH and below			
LPMT1250-A4	13.5±0.5	12.6±0.2	4.7±0.3	2.3±0.3	4.7±0.3	1.5uH and above	14.5	8.0	5.0

* Under 1.5μH is non-leadframe specification.

■ ELECTRICAL CHARACTERISTICS

Ordering code	Inductance [μH]	Tolerance (%)	Freq. (kHz)	Rdc(mΩ)		Isat(A)	Irms(A)
				Max.	Typ.	Typ.	Typ.
LPMT1250T - R47M-A4	0.47	± 20	100	0.90	0.77	65.0	38.0
LPMT1250T - R68M-A4	0.68	± 20		1.55	1.30	50.0	34.0
LPMT1250T - 1R0M-A4	1.00	± 20		1.90	1.60	40.0	30.0
LPMT1250T - 1R5M-A4	1.50	± 20		3.80	3.20	31.0	25.0
LPMT1250T - 2R2M-A4	2.20	± 20		4.80	4.10	26.0	17.0
LPMT1250T - 3R3M-A4	3.30	± 20		7.00	6.00	23.0	15.5
LPMT1250T - 4R7M-A4	4.70	± 20		10.2	8.80	18.5	14.0
LPMT1250T - 6R8M-A4	6.80	± 20		16.0	13.0	16.5	12.0
LPMT1250T - 100M-A4	10.0	± 20		22.0	19.2	13.0	10.0
LPMT1250T - 150M-A4	15.0	± 20		36.0	30.0	11.0	9.4
LPMT1250T - 220M-A4	22.0	± 20		52.0	42.0	8.5	8.0
LPMT1250T - 330M-A4	33.0	± 20		80.0	66.0	7.3	6.0

▼ Test Equipments

- Inductance measured : HP4284A,CH11025,CH3302,CH1320,CH1320S LCR METER(100kHz, 1.0V)
- Rdc : CH16502,Agilent33420A MICRO OHMMETER.
- Saturation Current (Isat) will cause L0 to drop approximately 30%.
- Heat Rated Current (Irms) will cause the coil temperature rise approximately ΔT of 40°C
- ※ Rated DC current(I_{dc}) : The value of Isat or Irms , whichever is smaller

▼ Operating Temperature Range

-55°C ~ +155°C (Including self-generated heat)