


ABCO Standard Inductor

AEC-Q200

POWER INDUCTOR

LPMT4020-A1 SERIES



31, Dunchon-daero 388 Beon-gil
Seongnam-si, Gyeonggi-do, KOREA
Sales Dept. TEL:82-31-730-5082
FAX:82-31-730-5152
Eng. Dept. TEL:82-31-730-5053
FAX:82-31-730-5153

ABCO ELECTRONICS CO., LTD.

■ OPERATION TEMP.

LPMT-A1 Series : -55°C~+125°C(Including self-generated heat)

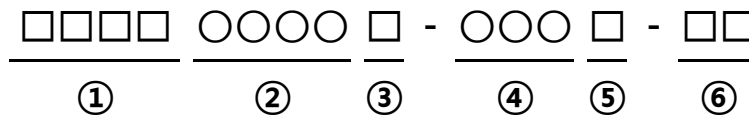
■ FEATURES

- Metal molding Construction
- High Current and Low Resistance

■ APPLICATIONS

DC/DC converters for PDA, Notebook, Desktop, Battery powered devices etc.

■ ORDERING CODE



①Type	
LPMT	

②Body size(LxWxH)	
4020	4.45X4.06X1.8

③Packing	
T	TAPING
B	BULK

④Inductance Value	
R10	0.10μH
1R0	1.0μH
100	10μH

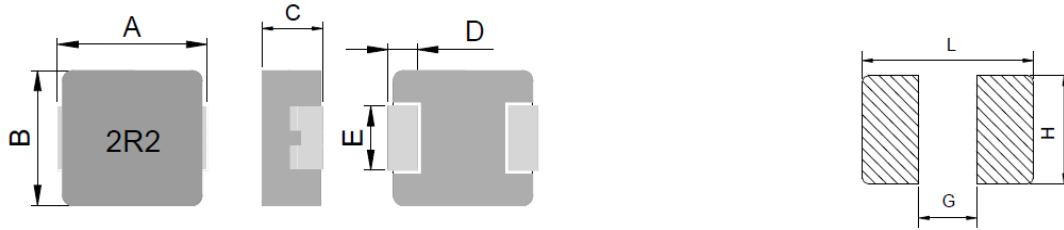
⑤Inductance Tol	
M	±20%
N	±30%

⑥Internal Code
A1

LPMT4020-A1 SERIES

SHAPE & DIMENSIONS / RECOMMENDED SOLDER LAND PATTERN

Unit:mm



Series	A(mm)	B(mm)	C(mm)	D(mm)	E(mm)
LPMT4020-A1	4.45±0.25	4.06±0.25	1.8±0.2	0.76±0.30	2.0±0.20

L(mm)	G(mm)	H(mm)
5.2	2.2	2.4

ELECTRICAL CHARACTERISTICS

Ordering code	Inductance [μH]	Tolerance (%)	Freq. (kHz)	Rdc(mΩ)		Isat(A)	Irms(A)
				Max.	Typ.	Typ.	Typ.
LPMT4020T - R10N-A1	0.10	± 30	100	4.0	3.2	35.0	14.0
LPMT4020T - R22N-A1	0.22	± 30		7.3	6.6	24.0	13.0
LPMT4020T - R33M-A1	0.33	± 20		8.6	7.8	18.0	10.0
LPMT4020T - R47M-A1	0.47	± 20		14.0	11.2	12.0	8.0
LPMT4020T - R56M-A1	0.56	± 20		16.0	13.5	10.0	7.3
LPMT4020T - R68M-A1	0.68	± 20		19.0	16.0	10.0	7.0
LPMT4020T - 1R0M-A1	1.00	± 20		27.0	22.0	8.5	5.0
LPMT4020T - 1R5M-A1	1.50	± 20		42.0	34.8	7.0	4.5
LPMT4020T - 2R2M-A1	2.20	± 20		61.0	51.0	6.0	4.0
LPMT4020T - 3R3M-A1	3.30	± 20		76.0	69.0	4.0	3.5
LPMT4020T - 4R7M-A1	4.70	± 20		105	95.0	3.5	2.6
LPMT4020T - 5R6M-A1	5.60	± 20		125	112	3.0	2.2
LPMT4020T - 6R8M-A1	6.80	± 20		172	150	2.8	2.1
LPMT4020T - 8R2M-A1	8.20	± 20		180	158	2.5	2.0
LPMT4020T - 100M-A1	10.0	± 20		243	215	2.3	1.8
LPMT4020T - 150M-A1	15.0	± 20		374	325	1.9	1.5
LPMT4020T - 220M-A1	22.0	± 20		500	470	1.4	1.2

Test Equipments

- Inductance measured : HP4284A,CH11025,CH3302,CH1320,CH1320S LCR METER(100kHz, 1.0V)
- Rdc : CH16502,Agilent33420A MICRO OHMMETER.
- Saturation Current (Isat) will cause L0 to drop approximately 30%
- Heat Rated Current (Irms) will cause the coil temperature rise approximately Δt of 40°C
- ※ Rated DC current(Idc) : The value of Isat or Irms , whichever is smaller

Operating Temperature Range

-55°C ~ +125°C (Including self-generated heat)