


ABCO Standard Inductor

AEC-Q200

POWER INDUCTOR

LPMT5015-A1 SERIES



31, Dunchon-daero 388 Beon-gil
Seongnam-si, Gyeonggi-do, KOREA
Sales Dept. TEL:82-31-730-5082
FAX:82-31-730-5152
Eng. Dept. TEL:82-31-730-5053
FAX:82-31-730-5153

ABCO ELECTRONICS CO., LTD.

■ **OPERATION TEMP.**

LPMT-A1 Series : -55°C~+125°C(Including self-generated heat)

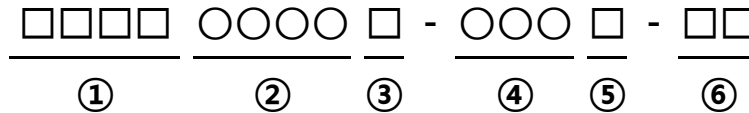
■ **FEATURES**

- Metal molding Construction
- High Current and Low Resistance

■ **APPLICATIONS**

DC/DC converters for PDA, Notebook, Desktop, Battery powered devices etc.

■ **ORDERING CODE**



①Type
LPMT

②Body size(LxWxH)	
5015	5.7X5.2X1.3

③Packing	
T	TAPING
B	BULK

④Inductance Value	
R15	0.15μH
1R0	1.0μH
100	10μH

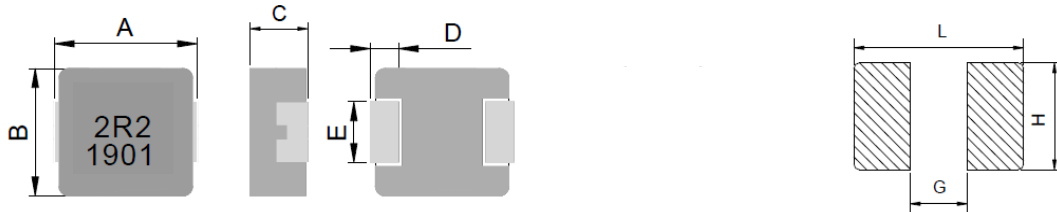
⑤Inductance Tol	
M	±20%
N	±30%

⑥Internal Code	
A1	

LPMT5015-A1 SERIES

■ **SHAPE & DIMENSIONS / RECOMMENDED SOLDER LAND PATTERN**

Unit:mm



Series	A(mm)	B(mm)	C(mm)	D(mm)	E(mm)
LPMT5015-A1	5.7±0.3	5.2±0.2	1.3±0.2	1.1±0.3	2.5±0.3

L(mm)	G(mm)	H(mm)
6.2	2.2	2.8

■ **ELECTRICAL CHARACTERISTICS**

Ordering code	Inductance [μH]	Tolerance (%)	Freq. (kHz)	Rdc(mΩ)		Isat(A)	Irms(A)
				Max.	Typ.	Typ.	Typ.
LPMT5015T - R15N-A1	0.15	± 30	100	4.1	3.6	25.0	16.0
LPMT5015T - R22N-A1	0.22	± 30		6.5	5.0	20.0	12.0
LPMT5015T - R33M-A1	0.33	± 20		9.8	8.5	16.0	9.0
LPMT5015T - R36M-A1	0.36	± 20		12.5	10.0	15.5	8.5
LPMT5015T - R47M-A1	0.47	± 20		13.8	12.0	15.0	8.0
LPMT5015T - R68M-A1	0.68	± 20		16.2	14.0	13.0	7.0
LPMT5015T - 1R0M-A1	1.00	± 20		25.3	22.0	9.0	6.0
LPMT5015T - 1R5M-A1	1.50	± 20		45.0	39.0	7.0	4.5
LPMT5015T - 2R2M-A1	2.20	± 20		52.0	45.0	6.0	4.0
LPMT5015T - 3R3M-A1	3.30	± 20		90.0	78.0	4.5	3.2
LPMT5015T - 4R7M-A1	4.70	± 20		118	103	4.0	2.7
LPMT5015T - 5R6M-A1	5.60	± 20		152	126	3.2	2.4
LPMT5015T - 6R8M-A1	6.80	± 20		171	142	3.0	2.3
LPMT5015T - 8R2M-A1	8.20	± 20		210	175	2.6	2.1
LPMT5015T - 100M-A1	10.0	± 20		235	210	2.3	2.0
LPMT5015T - 220M-A1	22.0	± 20		466	405	1.7	1.2

▼ **Test Equipments**

- Inductance measured : HP4284A,CH11025,CH3302,CH1320,CH1320S LCR METER(100kHz, 1.0V)
- Rdc : CH16502,Agilent33420A MICRO OHMMETER.
- Saturation Current (Isat) will cause L0 to drop approximately 30%
- Heat Rated Current (Irms) will cause the coil temperature rise approximately Δt of 40°C
- ※ Rated DC current(Idc) : The value of Isat or Irms , whichever is smaller

▼ **Operating Temperature Range**

-55°C ~ +125°C (Including self-generated heat)