


ABCO Standard Inductor

POWER INDUCTOR

LPMT5030-1H SERIES



31, Dunchon-daero 388 Beon-gil
Seongnam-si, Gyeonggi-do, KOREA
Sales Dept. TEL:82-31-730-5082
FAX:82-31-730-5152
Eng. Dept. TEL:82-31-730-5053
FAX:82-31-730-5153

ABCO ELECTRONICS CO., LTD.

Inductor for Car of Metal Molding type



<http://www.abco.co.kr>

■ OPERATION TEMP.

LPMT-1H Series : -40°C~+125°C(Including self-generated heat)

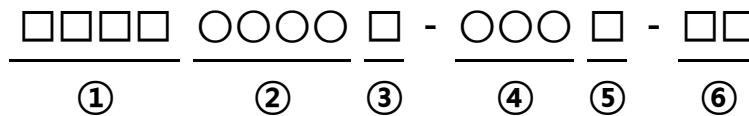
■ FEATURES

- Metal molding Construction
- High Current and Low Resistance

■ APPLICATIONS

DC/DC converters for PDA, Notebook, Desktop, Battery powered devices etc.

■ ORDERING CODE



①Type	
LPMT	

②Body size(LxWxH)	
5030	5.7X5.2X2.8

③Packing	
T	TAPING
B	BULK

④Inductance Value	
R10	0.10μH
1R0	1.0μH
100	10μH

⑤Inductance Tol	
M	±20%
N	±30%

⑥Internal Code	
1H	

LPMT5030-1H SERIES

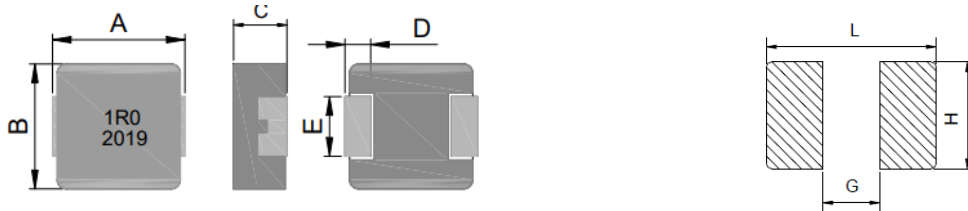


http://www.abco.co.kr

LPMT5030-1H SERIES

■ SHAPE & DIMENSIONS / RECOMMENDED SOLDER LAND PATTERN

Unit:mm



Series	A(mm)	B(mm)	C(mm)	D(mm)	E(mm)
LPMT5030-1H	5.7±0.3	5.2±0.2	2.8±0.2	1.1±0.3	2.5±0.3

L(mm)	G(mm)	H(mm)
6.5	2.5	2.8

■ ELECTRICAL CHARACTERISTICS

Ordering code	Inductance [μH]	Tolerance (%)	Freq. (kHz)	Rdc(mΩ)		Isat(A)	Irms(A)
				Max.	Typ.	Typ.	Typ.
LPMT5030T - R10N-1H	0.10	± 30	100	3.0	2.5	27.0	23.0
LPMT5030T - R22M-1H	0.22	± 20		4.4	3.7	21.0	15.5
LPMT5030T - R33M-1H	0.33	± 20		5.0	4.3	18.0	14.0
LPMT5030T - R47M-1H	0.47	± 20		7.4	6.4	16.0	12.0
LPMT5030T - R68M-1H	0.68	± 20		12.0	10.0	14.0	8.5
LPMT5030T - 1R0M-1H	1.00	± 20		14.0	13.0	11.0	7.0
LPMT5030T - 1R5M-1H	1.50	± 20		25.0	16.0	10.0	6.0
LPMT5030T - 2R2M-1H	2.20	± 20		35.0	25.0	9.0	5.5
LPMT5030T - 3R3M-1H	3.30	± 20		38.0	32.0	8.0	5.0
LPMT5030T - 4R7M-1H	4.70	± 20		53.0	50.0	6.0	4.6
LPMT5030T - 5R6M-1H	5.60	± 20		63.0	55.0	4.5	4.25
LPMT5030T - 6R8M-1H	6.80	± 20		76.2	68.0	4.3	4.0
LPMT5030T - 100M-1H	10.0	± 20		128	110	3.5	2.75
LPMT5030T - 150M-1H	15.0	± 20		190	165	2.6	2.1
LPMT5030T - 220M-1H	22.0	± 20		250	220	1.7	1.9

▼ Test Equipments

- Inductance measured : HP4284A,CH11025,CH3302,CH1320,CH1320S LCR METER(100kHz, 1.0V)
- Rdc : CH16502,Agilent33420A MICRO OHMMETER.
- Saturation Current (Isat) will cause L0 to drop approximately 30%
- Heat Rated Current (Irms) will cause the coil temperature rise approximately Δt of 40°C
- ※ Rated DC current(I_{dc}) : The value of Isat or Irms , whichever is smaller

▼ Operating Temperature Range

-40°C ~ +125°C (Including self-generated heat)