


**ABCO Standard Inductor**

# **POWER INDUCTOR**

## **LPMT5030-1HP SERIES**



31, Dunchon-daero 388 Beon-gil  
Seongnam-si, Gyeonggi-do, KOREA  
Sales Dept. TEL:82-31-730-5082  
FAX:82-31-730-5152  
Eng. Dept. TEL:82-31-730-5053  
FAX:82-31-730-5153

---

**ABCO ELECTRONICS CO., LTD.**

# Inductor for Car of Metal Molding type



<http://www.abco.co.kr>

## ■ OPERATION TEMP.

LPMT-1HP Series : -40°C~+125°C(Including self-generated heat)

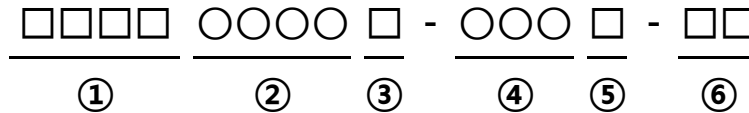
## ■ FEATURES

- Metal molding Construction
- High Current and Low Resistance

## ■ APPLICATIONS

DC/DC converters for PDA, Notebook, Desktop, Battery powered devices etc.

## ■ ORDERING CODE



①Type	
LPMT	

②Body size(LxWxH)	
5030	5.7X5.2X2.8

③Packing	
T	TAPING
B	BULK

④Inductance Value	
R10	0.10μH
1R0	1.0μH
100	10μH

⑤Inductance Tol	
M	±20%
N	±30%

⑥Internal Code
1HP

# LPMT5030-1HP SERIES

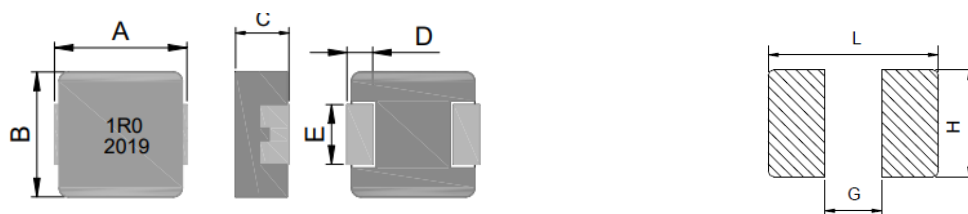


http://www.abco.co.kr

## LPMT5030-1HP SERIES

### ■ SHAPE & DIMENSIONS / RECOMMENDED SOLDER LAND PATTERN

Unit:mm



Series	A(mm)	B(mm)	C(mm)	D(mm)	E(mm)
LPMT5030-1HP	5.7±0.3	5.2±0.2	2.8±0.2	1.1±0.3	2.5±0.3

L(mm)	G(mm)	H(mm)
6.5	2.5	2.8

### ■ ELECTRICAL CHARACTERISTICS

Ordering code	Inductance [μH]	Tolerance (%)	Freq. (kHz)	Rdc(mΩ)		Isat(A)	Irms(A)
				Max.	Typ.	Typ.	Typ.
LPMT5030T - R10N-1HP	0.10	± 30	100	2.6	2.2	40.0	24.0
LPMT5030T - R15N-1HP	0.15	± 30		3.0	2.5	37.0	22.0
LPMT5030T - R22M-1HP	0.22	± 20		3.8	3.2	32.0	19.0
LPMT5030T - R33M-1HP	0.33	± 20		5.0	4.3	20.0	15.0
LPMT5030T - R47M-1HP	0.47	± 20		7.1	6.3	18.0	13.0
LPMT5030T - R56M-1HP	0.56	± 20		8.6	7.8	17.0	12.0
LPMT5030T - R68M-1HP	0.68	± 20		9.0	8.0	15.5	11.0
LPMT5030T - R82M-1HP	0.82	± 20		10.0	8.8	14.0	10.0
LPMT5030T - 1R0M-1HP	1.00	± 20		12.7	11.0	13.0	9.0
LPMT5030T - 1R5M-1HP	1.50	± 20		16.6	14.4	11.5	8.0
LPMT5030T - 2R2M-1HP	2.20	± 20		29.2	26.0	11.0	7.0
LPMT5030T - 3R3M-1HP	3.30	± 20		38.0	33.0	9.0	6.0
LPMT5030T - 4R7M-1HP	4.70	± 20		53.0	48.0	8.0	5.5
LPMT5030T - 5R6M-1HP	5.60	± 20		62.0	54.0	7.3	4.7
LPMT5030T - 6R8M-1HP	6.80	± 20		76.2	68.0	6.0	4.2
LPMT5030T - 100M-1HP	10.0	± 20		120	104	4.0	3.5
LPMT5030T - 150M-1HP	15.0	± 20		190	165	3.2	2.7
LPMT5030T - 220M-1HP	22.0	± 20	250	217	2.7	2.2	

#### ▼ Test Equipments

- Inductance measured : HP4284A,CH11025,CH3302,CH1320,CH1320S LCR METER(100kHz, 1.0V)
- Rdc : CH16502,Agilent33420A MICRO OHMMETER.
- Saturation Current (Isat) will cause L0 to drop approximately 30%
- Heat Rated Current (Irms) will cause the coil temperature rise approximately Δt of 40°C
- ※ Rated DC current(I<sub>dc</sub>) : The value of Isat or Irms , whichever is smaller

#### ▼ Operating Temperature Range

-40°C ~ +125°C (Including self-generated heat)