


ABCO Standard Inductor

AEC-Q200

POWER INDUCTOR

LPMT5030-A90 SERIES



31, Dunchon-daero 388 Beon-gil
Seongnam-si, Gyeonggi-do, KOREA
Sales Dept. TEL:82-31-730-5082
FAX:82-31-730-5152
Eng. Dept. TEL:82-31-730-5034
FAX:82-31-730-5132

ABCO ELECTRONICS CO., LTD.

■ **OPERATION TEMP.**

LPMT-A90 Series : -55°C~+155°C(Including self-generated heat)

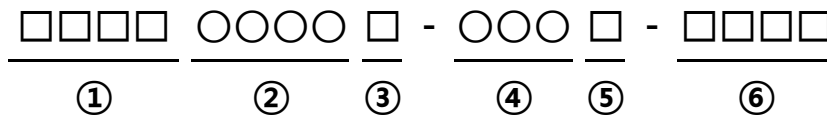
■ **FEATURES**

- Metal molding Construction
- High Current and Low Resistance

■ **APPLICATIONS**

DC/DC converters for PDA, Notebook, Desktop, Battery powered devices etc.

■ **ORDERING CODE**



①Type	
LPMT	

②Body size(LxWxH)	
5030	6.0X5.7X2.9

③Packing	
T	TAPING
B	BULK

④Inductance Value	
R10	0.1μH
1R0	1.0μH

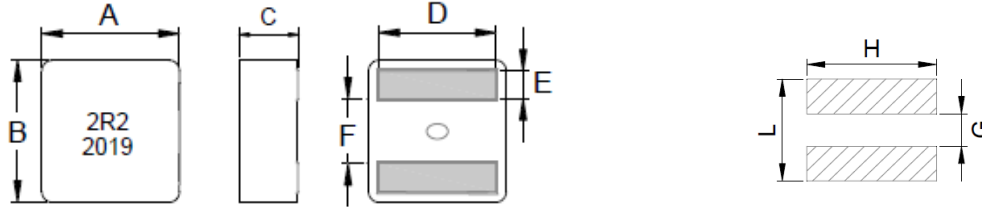
⑤Inductance Tol	
M	±20%

⑥Internal Code	
A90	

LPMT5030-A90 SERIES

■ SHAPE & DIMENSIONS / RECOMMENDED SOLDER LAND PATTERN

Unit:mm



Series	A(mm)	B(mm)	C(mm)	D(mm)	E(mm)	F(mm)
LPMT5030-A90	6.0±0.20	5.70±0.20	2.90±0.20	4.30±0.30	1.10±0.20	2.30±0.25

L(mm)	G(mm)	H(mm)
4.50	2.00	4.70

■ ELECTRICAL CHARACTERISTICS

Ordering code	Inductance [μH]	Tolerance (%)	Freq. (kHz)	Rdc(mΩ)		Isat(A)	Irms(A)
				Max.	Typ.	Typ.	Typ.
LPMT5030T - R15M-A90	0.15	± 20	100	2.31	2.10	36.0	22.2
LPMT5030T - R16M-A90	0.16	± 20		2.33	2.12	35.0	22.2
LPMT5030T - R28M-A90	0.28	± 20		3.30	3.00	32.0	19.0
LPMT5030T - R33M-A90	0.33	± 20		3.52	3.20	28.0	19.2
LPMT5030T - R47M-A90	0.47	± 20		4.13	3.75	26.0	18.4
LPMT5030T - R56M-A90	0.56	± 20		4.52	4.05	22.2	17.7
LPMT5030T - R60M-A90	0.60	± 20		4.52	4.11	22.0	17.7
LPMT5030T - R80M-A90	0.80	± 20		5.65	5.14	20.0	13.1
LPMT5030T - R82M-A90	0.82	± 20		5.78	5.25	19.7	12.9
LPMT5030T - 1R0M-A90	1.00	± 20		7.60	6.90	16.5	12.2
LPMT5030T - 1R2M-A90	1.20	± 20		9.70	8.80	15.0	11.0
LPMT5030T - 1R5M-A90	1.50	± 20		11.2	10.1	14.0	10.5
LPMT5030T - 1R8M-A90	1.80	± 20		12.7	11.5	12.3	10.1
LPMT5030T - 2R2M-A90	2.20	± 20		14.5	13.2	10.0	9.7
LPMT5030T - 3R3M-A90	3.30	± 20		23.1	21.0	9.5	8.1
LPMT5030T - 4R7M-A90	4.70	± 20		36.3	33.0	8.2	5.9

▼ Test Equipments

- Inductance measured : HP4284A,CH11025,CH3302,CH1320,CH1320S LCR METER(100kHz, 0.1V)
- Rdc : CH16502,Agilent33420A MICRO OHMMETER.
- Saturation Current (Isat) will cause L0 to drop approximately 30%.
- Heat Rated Current (Irms) will cause the coil temperature rise approximately ΔT of 40°C
- ※ Rated DC current(Idc) : The value of Isat or Irms , whichever is smaller
- Rated operating voltage(across inductor) 40V ref.

▼ Operating Temperature Range

-55°C ~ +155°C (Including self-generated heat)