


ABCO Standard Inductor

POWER INDUCTOR

LPMT6515-1H SERIES



31, Dunchon-daero 388 Beon-gil
Seongnam-si, Gyeonggi-do, KOREA
Sales Dept. TEL:82-31-730-5082
FAX:82-31-730-5152
Eng. Dept. TEL:82-31-730-5053
FAX:82-31-730-5153

ABCO ELECTRONICS CO., LTD.

Inductor for Car of Metal Molding type



<http://www.abco.co.kr>

■ OPERATION TEMP.

LPMT-1H Series : -40°C~+125°C(Including self-generated heat)

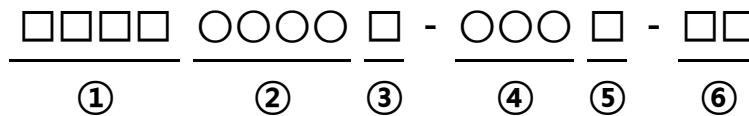
■ FEATURES

- Metal molding Construction
- High Current and Low Resistance

■ APPLICATIONS

DC/DC converters for PDA, Notebook, Desktop, Battery powered devices etc.

■ ORDERING CODE



①Type	
LPMT	

②Body size(LxWxH)	
6515	7.0X6.6X1.3

③Packing	
T	TAPING
B	BULK

④Inductance Value	
R10	0.10μH
1R0	1.0μH
100	10μH

⑤Inductance Tol	
M	±20%
N	±30%

⑥Internal Code
1H

LPMT6515-1H SERIES

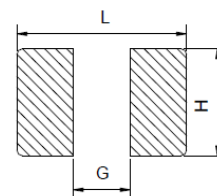
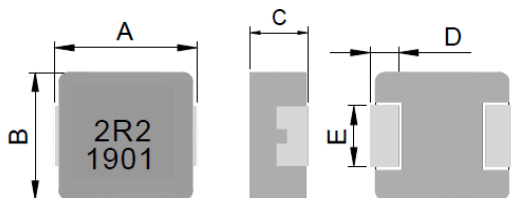


http://www.abco.co.kr

LPMT6515-1H SERIES

■ SHAPE & DIMENSIONS / RECOMMENDED SOLDER LAND PATTERN

Unit:mm



Series	A(mm)	B(mm)	C(mm)	D(mm)	E(mm)
LPMT6515-1H	7.0±0.3	6.6±0.3	1.3±0.2	1.8±0.3	3.0±0.3

L(mm)	G(mm)	H(mm)
7.7	2.5	3.5

■ ELECTRICAL CHARACTERISTICS

Ordering code	Inductance [μH]	Tolerance (%)	Freq. (kHz)	Rdc(mΩ)		Isat(A)	Irms(A)
				Max.	Typ.	Typ.	Typ.
LPMT6515T - R10N-1H	0.10	± 30	100	3.1	2.5	35.0	17.5
LPMT6515T - R15N-1H	0.15	± 30		4.5	3.7	25.0	16.0
LPMT6515T - R22N-1H	0.22	± 30		5.2	4.3	22.0	14.0
LPMT6515T - R33M-1H	0.33	± 20		7.6	6.6	18.0	11.0
LPMT6515T - R47M-1H	0.47	± 20		10.3	9.0	16.0	9.5
LPMT6515T - R56M-1H	0.56	± 20		14.0	12.5	15.5	9.0
LPMT6515T - R68M-1H	0.68	± 20		15.2	13.8	15.0	7.5
LPMT6515T - R82M-1H	0.82	± 20		24.0	20.0	14.0	7.0
LPMT6515T - 1R0M-1H	1.00	± 20		25.8	23.0	12.0	6.5
LPMT6515T - 1R5M-1H	1.50	± 20		42.5	37.0	9.5	5.0
LPMT6515T - 2R2M-1H	2.20	± 20		55.0	48.0	6.5	4.5
LPMT6515T - 3R3M-1H	3.30	± 20		74.0	62.0	6.0	4.2
LPMT6515T - 4R7M-1H	4.70	± 20		111	96.0	5.0	3.8
LPMT6515T - 5R6M-1H	5.60	± 20		138	115	4.5	3.0
LPMT6515T - 6R8M-1H	6.80	± 20		148	128	3.5	2.6
LPMT6515T - 8R2M-1H	10.0	± 20		184	153	3.2	2.4
LPMT6515T - 100M-1H	18.0	± 20		216	180	2.8	2.3
LPMT6515T - 220M-1H	22.0	± 20		504	420	2.5	1.5

▼ Test Equipments

- Inductance measured : HP4284A,CH11025,CH3302,CH1320,CH1320S LCR METER(100kHz, 1.0V)
- Rdc : CH16502,Agilent33420A MICRO OHMMETER.
- Saturation Current (Isat) will cause L0 to drop approximately 30%
- Heat Rated Current (Irms) will cause the coil temperature rise approximately Δt of 40°C
- ※ Rated DC current(Idc) : The value of Isat or Irms , whichever is smaller

▼ Operating Temperature Range

-40°C ~ +125°C (Including self-generated heat)