


ABCO Standard Inductor

POWER INDUCTOR

LPMT6530-1H SERIES



31, Dunchon-daero 388 Beon-gil
Seongnam-si, Gyeonggi-do, KOREA
Sales Dept. TEL:82-31-730-5082
FAX:82-31-730-5152
Eng. Dept. TEL:82-31-730-5053
FAX:82-31-730-5153

ABCO ELECTRONICS CO., LTD.

Inductor for Car of Metal Molding type



<http://www.abco.co.kr>

■ OPERATION TEMP.

LPMT-1H Series : -40°C~+125°C(Including self-generated heat)

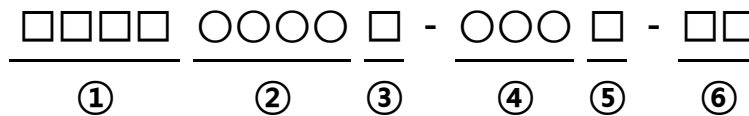
■ FEATURES

- Metal molding Construction
- High Current and Low Resistance

■ APPLICATIONS

DC/DC converters for PDA, Notebook, Desktop, Battery powered devices etc.

■ ORDERING CODE



①Type	
LPMT	

②Body size(LxWxH)	
6530	7.3X6.6X2.8

③Packing	
T	TAPING
B	BULK

④Inductance Value	
R10	0.10μH
1R0	1.0μH
100	10μH

⑤Inductance Tol	
M	±20%
N	±30%

⑥Internal Code	
1H	

LPMT6530-1H SERIES

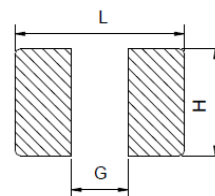
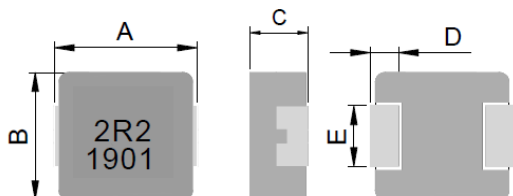


http://www.abco.co.kr

LPMT6530-1H SERIES

■ SHAPE & DIMENSIONS / RECOMMENDED SOLDER LAND PATTERN

Unit:mm



Series	A(mm)	B(mm)	C(mm)	D(mm)	E(mm)
LPMT6530-1H	7.3±0.3	6.6±0.3	2.8±0.2	1.8±0.3	3.0±0.3

L(mm)	G(mm)	H(mm)
8.4	2.5	3.5

■ ELECTRICAL CHARACTERISTICS

Ordering code	Inductance [μH]	Tolerance (%)	Freq. (kHz)	Rdc(mΩ)		Isat(A)	Irms(A)
				Max.	Typ.	Typ.	Typ.
LPMT6530T - R10N-1H	0.10	± 30	100	1.7	1.2	60.0	32.5
LPMT6530T - R22N-1H	0.22	± 30		2.8	2.1	40.0	23.0
LPMT6530T - R33M-1H	0.33	± 20		3.9	3.5	32.0	20.0
LPMT6530T - R36M-1H	0.36	± 20		4.2	3.6	32.0	19.0
LPMT6530T - R47M-1H	0.47	± 20		4.2	4.0	26.0	17.5
LPMT6530T - R56M-1H	0.56	± 20		5.0	4.7	25.5	16.5
LPMT6530T - R68M-1H	0.68	± 20		5.5	4.8	25.0	15.5
LPMT6530T - R82M-1H	0.82	± 20		8.0	6.7	24.0	13.0
LPMT6530T - 1R0M-1H	1.00	± 20		10.0	8.3	22.0	11.0
LPMT6530T - 1R5M-1H	1.50	± 20		15.0	13.0	18.0	9.0
LPMT6530T - 2R2M-1H	2.20	± 20		20.0	18.0	14.0	8.0
LPMT6530T - 3R3M-1H	3.30	± 20		30.0	28.0	13.5	6.0
LPMT6530T - 4R7M-1H	4.70	± 20		40.0	37.0	10.0	5.5
LPMT6530T - 5R6M-1H	5.60	± 20		48.0	43.0	9.0	5.0
LPMT6530T - 6R8M-1H	6.80	± 20		60.0	54.0	8.0	4.5
LPMT6530T - 8R2M-1H	8.20	± 20		68.0	64.0	7.5	4.0
LPMT6530T - 100M-1H	10.0	± 20		85.0	75.0	6.0	3.5
LPMT6530T - 150M-1H	15.0	± 20		123	107	4.0	3.0
LPMT6530T - 220M-1H	22.0	± 20		190	165	3.5	2.0

▼ Test Equipments

- Inductance measured : HP4284A,CH11025,CH3302,CH1320,CH1320S LCR METER(100kHz, 1.0V)
- Rdc : CH16502,Agilent33420A MICRO OHMMETER.
- Saturation Current (Isat) will cause L0 to drop approximately 30%
- Heat Rated Current (Irms) will cause the coil temperature rise approximately Δt of 40°C
- ※ Rated DC current(Idc) : The value of Isat or Irms , whichever is smaller

▼ Operating Temperature Range

-40°C ~ +125°C (Including self-generated heat)