


ABCO Standard Inductor

AEC-Q200

POWER INDUCTOR

LPMT6540-A1 SERIES



31, Dunchon-daero 388 Beon-gil
Seongnam-si, Gyeonggi-do, KOREA
Sales Dept. TEL:82-31-730-5082
FAX:82-31-730-5152
Eng. Dept. TEL:82-31-730-5053
FAX:82-31-730-5153

ABCO ELECTRONICS CO., LTD.

■ OPERATION TEMP.

LPMT-A1 Series : -55°C~+125°C(Including self-generated heat)

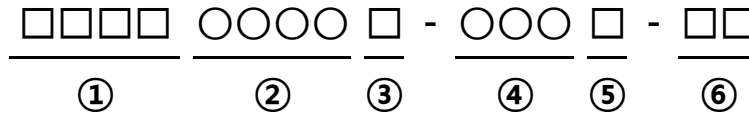
■ FEATURES

- Metal molding Construction
- High Current and Low Resistance

■ APPLICATIONS

DC/DC converters for PDA, Notebook, Desktop, Battery powered devices etc.

■ ORDERING CODE



①Type	
LPMT	

②Body size(LxWxH)	
6540	7.3X6.6X3.8

③Packing	
T	TAPING
B	BULK

④Inductance Value	
R12	0.12μH
1R0	1.0μH
100	10μH

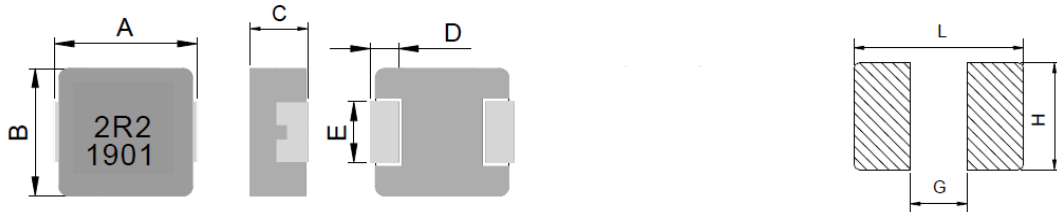
⑤Inductance Tol	
M	±20%
N	±30%

⑥Internal Code	
A1	

LPMT6540-A1 SERIES

■ SHAPE & DIMENSIONS / RECOMMENDED SOLDER LAND PATTERN

Unit:mm



Series	A(mm)	B(mm)	C(mm)	D(mm)	E(mm)
LPMT6540-A1	7.3±0.3	6.6±0.3	3.8±0.2	1.8±0.3	3.0±0.3

L(mm)	G(mm)	H(mm)
8.4	2.5	3.5

■ ELECTRICAL CHARACTERISTICS

Ordering code	Inductance [μH]	Tolerance (%)	Freq. (kHz)	Rdc(mΩ)		Isat(A)	Irms(A)
				Max.	Typ.	Typ.	Typ.
LPMT6540T - R12N-A1	0.12	± 30	100	1.0	0.7	64.0	32.0
LPMT6540T - R15N-A1	0.15	± 30		1.2	0.9	55.0	30.0
LPMT6540T - R47M-A1	0.47	± 20		3.4	3.0	28.0	23.0
LPMT6540T - R56M-A1	0.56	± 20		4.3	3.8	26.0	20.0
LPMT6540T - R68M-A1	0.68	± 20		4.5	4.1	24.0	16.0
LPMT6540T - 1R0M-A1	1.00	± 20		8.0	6.8	22.0	14.0
LPMT6540T - 1R5M-A1	1.50	± 20		12.0	10.0	20.0	12.0
LPMT6540T - 2R2M-A1	2.20	± 20		14.0	11.5	14.0	9.0
LPMT6540T - 4R7M-A1	4.70	± 20		32.5	28.0	11.0	6.0
LPMT6540T - 5R6M-A1	5.60	± 20		38.0	33.0	9.0	5.0
LPMT6540T - 6R8M-A1	6.80	± 20		50.0	44.0	8.5	4.5
LPMT6540T - 8R2M-A1	8.20	± 20		64.0	55.0	8.0	4.5
LPMT6540T - 100M-A1	10.0	± 20		72.0	64.0	7.0	4.0
LPMT6540T - 150M-A1	15.0	± 20		90.0	80.0	3.5	3.0
LPMT6540T - 220M-A1	22.0	± 20		145	120	3.5	2.5
LPMT6540T - 330M-A1	33.0	± 20		210	180	3.2	1.8

▼ Test Equipments

- Inductance measured : HP4284A,CH11025,CH3302,CH1320,CH1320S LCR METER(100kHz, 1.0V)
- Rdc : CH16502,Agilent33420A MICRO OHMMETER.
- Saturation Current (Isat) will cause L0 to drop approximately 30%
- Heat Rated Current (Irms) will cause the coil temperature rise approximately Δt of 40°C
- ※ Rated DC current(Idc) : The value of Isat or Irms , whichever is smaller

▼ Operating Temperature Range

-55°C ~ +125°C (Including self-generated heat)