


ABCO Standard Inductor

POWER INDUCTOR

LPMT6550-4S series



31, Dunchon-daero 388 Beon-gil
Seongnam-si, Gyeonggi-do, KOREA
Sales Dept. TEL:82-31-730-5082
FAX:82-31-730-5152
Eng. Dept. TEL:82-31-730-5053
FAX:82-31-730-5153

ABCO ELECTRONICS CO., LTD.

LPMT6550-4S SERIES

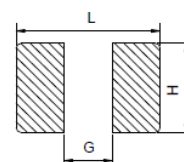
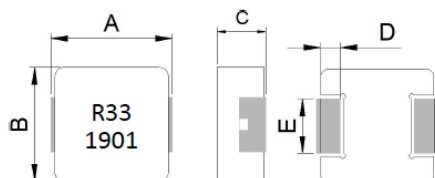


http://www.abco.co.kr

LPMT6550-4S SERIES

■ SHAPE & DIMENSIONS / RECOMMENDED SOLDER LAND PATTERN

Unit:mm



Series	A(mm)	B(mm)	C(mm)	D(mm)	E(mm)
LPMT6550-4S	7.3±0.3	6.6±0.3	4.8±0.2	1.6±0.3	3.0±0.2

L(mm)	G(mm)	H(mm)
8.0	3.5	3.4

■ ELECTRICAL CHARACTERISTICS

Ordering code	Inductance [μH]	Tolerance (%)	Freq. (kHz)	Rdc(mΩ)		Isat(A)	Irms(A)
				Max.	Typ.	Typ.	Typ.
LPMT6550T - R47M-4S	0.47	± 20	100	3.3	2.9	22.0	22.0
LPMT6550T - R68M-4S	0.68	± 20		4.1	3.6	20.0	20.0
LPMT6550T - 1R0M-4S	1.00	± 20		6.2	5.6	16.0	17.0
LPMT6550T - 1R5M-4S	1.50	± 20		7.3	6.6	13.0	15.0
LPMT6550T - 2R2M-4S	2.20	± 20		11.5	10.0	10.0	14.0
LPMT6550T - 3R3M-4S	3.30	± 20		16.2	14.0	9.5	13.0
LPMT6550T - 4R7M-4S	4.70	± 20		24.0	20.8	8.8	11.0
LPMT6550T - 5R6M-4S	5.60	± 20		33.0	28.0	8.0	10.0
LPMT6550T - 6R8M-4S	6.80	± 20		36.0	30.0	7.6	9.0
LPMT6550T - 8R2M-4S	8.20	± 20		45.0	38.5	6.5	7.5
LPMT6550T - 100M-4S	10.00	± 20		53.0	44.0	6.0	7.0
LPMT6550T - 150M-4S	15.00	± 20		85.0	73.0	4.0	5.0
LPMT6550T - 220M-4S	22.00	± 20		142	122	3.6	4.2
LPMT6550T - 330M-4S	33.00	± 20		170	142	2.3	3.0

▼ Test Equipments

- Inductance measured : HP4284A,CH11025,CH3302,CH1320,CH1320S LCR METER(100kHz, 1.0V)
- Rdc : CH16502,Agilent33420A MICRO OHMMETER.
- Saturation Current (Isat) will cause L0 to drop approximately 30%.
- Heat Rated Current (Irms) will cause the coil temperature rise approximately ΔT of 40°C
- ※ Rated DC current(I_{dc}) : The value of Isat or Irms , whichever is smaller

▼ Operating Temperature Range

-40°C ~ +125°C (Including self-generated heat)