


WRP SERIES POWER TYPE SILICON COATED WIRE WOUND RESISTORS



FEATURES

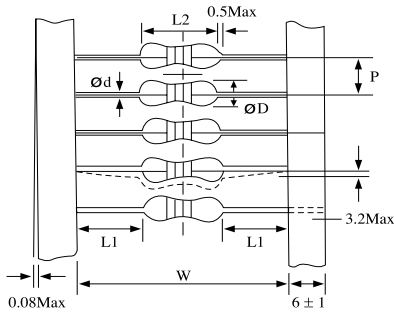
- Coated with silicone resin of high resistance
- Ceramic rod results in performance levels far superior to general fiberglass core.
- Available to high resistance by automatic winding.
- Coating Color: Pink(WRP)
- Marking: Color Code

TAPING DIMENSIONS

Unit: mm

Type	W	L1	d	L2	P	D
WRP 1W	64 ± 1.0	26 ± 1.0	0.80	12 ± 1.0	5.0 ± 1.0	4.3 ± 0.5
WRPS 2W	64 ± 1.0	26 ± 1.0	0.80	12 ± 1.0	5.0 ± 1.0	4.3 ± 0.5
WRP 2W	64 ± 1.0	24 ± 1.0	0.80	16 ± 1.0	10.0 ± 1.0	6.0 ± 0.5
WRPS 3W	64 ± 1.0	24 ± 1.0	0.80	16 ± 1.0	10.0 ± 1.0	6.0 ± 0.5

*Available to WRP on special for 5W, 7W, 10W and 15W.



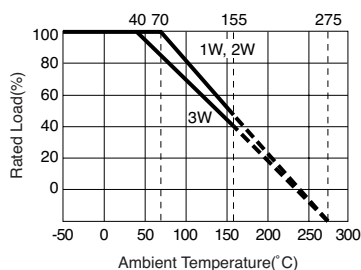
SPECIFICATIONS

Type	Resistance Range	Operating Temp. Rang
	E-96-F(±1%), E-24-G(±2%), J(±5%)	
WRP 1W	0.1-50Ω	-40°C ~+155°C
WRP 2W	0.1-100Ω	
WRPS 2W	0.1-250Ω	
WRPS 3W	0.1-250Ω	

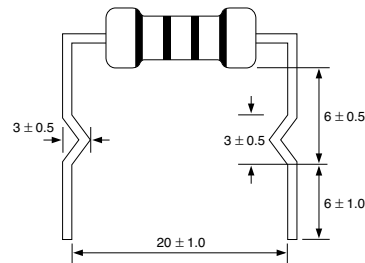
CHARACTERISTICS

Characteristics	Remark
Short Time Over Load	±(1%+0.05Ω)
Dielectric Withstanding Voltage	±(1%+0.05Ω)
Resistance To Soldering Heat	±(1%+0.05Ω)
Moisture Resistance	±(5%+0.05Ω)
Load Life	±(5%+0.05Ω)
Resistance Temp. Coefficient	>= 20Ω: ±260ppm/°C < 20Ω: ±400ppm/°C
Inductance	290mH, Initial Resistance Value ≥ 2%

DERATING CURVE



SELF-STANDING LEAD TYPE • M-FORMING TYPE



HOW TO ORDER

WRP	2W	10Ω	J	TB
1	2	3	4	5

1. ABCO Code
2. Power Rating
3. Resistance
4. Tolerance(±1%, ±2%, ±5%)
5. Packing: TB is Tape & Ammo Box

SURFACE TEMPERATURE RISE

